



**ANY  
WHERE**

**A N Y**

**T I M E**

**A C C U**

**R A T E**

---

**EYE TESTING**



**e-see** is a high caliber autorefractor designed and developed by the Massachusetts Institute of Technology spin-out, PlenOptika, Inc. (USA)

**e-see** offers ease of use and accuracy for ophthalmologists and optometrists with its innovative PlenOptika Wavefront Refractive Engine (WRE) technology which ensures that the testing process is dynamic, smart and intuitive.

PlenOptika WRE technology produces exceptional results. In fact it offers the closest results to subjective refraction as compared to conventional autorefractors. Having the nearest starting point to subjective refraction ensures fewer changes in the trial frame lenses, resulting in time saved.

**e-see** helps users to reach a wider audience by offering a lot more at a very affordable price. This "Reach More, Do More" advantage will give its users an enhanced reputation.





### **e-see facts to remember**

- Hand-held and extraordinarily accurate
- Widely awarded, patented PlenOptika Wavefront Refractive Engine Technology
- Compact design and intuitive
- Easy-to-use touch screen
- Measurement values available in seconds



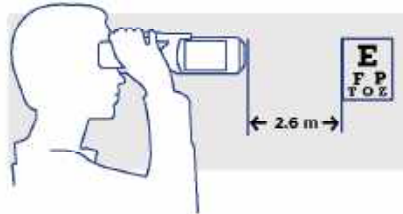
**e-see's** open view state-of-the-art design ensures that the eye stays more relaxed during the viewing process. The patient has to just hold it up to the eyes and the machine does the rest.

It has been clinically validated by over 1500 patients across India, USA, Spain and has been found to be far more accurate and reliable as compared to other autorefractors.

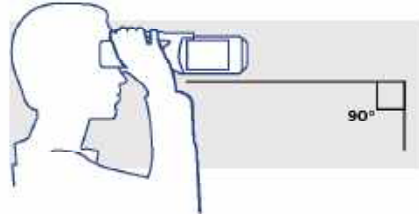
Seat the e-see comfortably on the patient



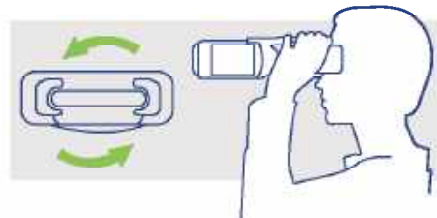
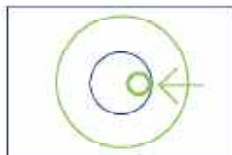
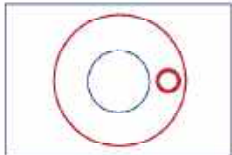
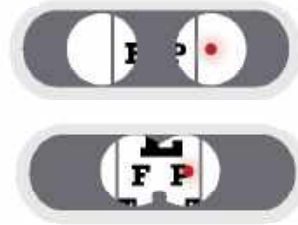
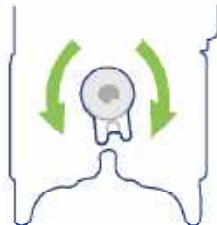
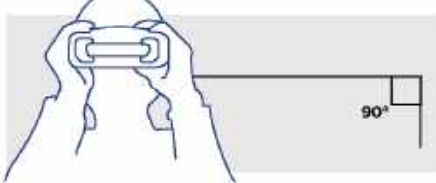
Select an object to focus on



Level the e-see



Level the e-see





## Other significant advantages of e-see include

- Intelligent software
- Easy to align
- Accurate eye testing even when the patient is blinking
- Smart algorithm takes in more data, which ensures better results

## Additional e-see advantages

### e-see companion app

It works on Android devices and can be used to maintain patient details and also do necessary firmware updates to e-see whenever available.

### Installation of the app

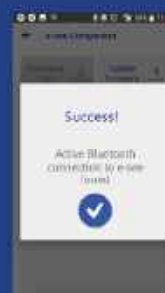
Download the application and then connect it to the relevant devices via bluetooth. Once that is done the application will allow the user to either download patient data or to update the firmware.



Loading screen



Enter serial number



Pairing success



Download data screen

### Bluetooth Printer

An optional accessory is this re-chargeable, high speed, compact and lightweight thermal printer which works with the e-see via the bluetooth port.



\*PlenOptika Wavefront Refraction Engine Technology (US patent 9,854,965) was developed by PlenOptika, Inc., an MIT spin-out (Cambridge, USA), with support from:



## PRODUCT SPECIFICATIONS

Technology	Wavefront Aberrometry
Weight	1.3 kg
Accommodation Control	Open View
Measuring Wavelength	785 nm
Spherical Range	-10D to +10D, increments of 0.01D, 0.125D, 0.25D
Cylindrical Range	± 6D, increments of 0.01D, 0.125D, 0.25D
Axial Range	0-180°, increments of 1,5,10 degree
Interpupillary Distance Range	47 - 78 mm continuous
Device Dimensions	11x6.5x3.25 in (28x16.5x8.25 cm) / 1kg
Intended Patient Population	5-85 years old
Dilation Required	None
Cyclopegic Requirements	None
Calibration Requirements	None
Office Illumination Requirements	Works in any illumination
Specialized Furniture Requirements	None
Storage/Transport	Travel hard shell case included
Data Acquisition	Video
Pupil Size	2 - 8mm
Laser Safety	Class I
Interfaces	Bluetooth
Materials	This product is latex-free
Battery Specifications	6-8 Hours of operation; 6 hours charge time (8 hours for initial charge)
Time per Measurement	10 seconds per eye

Information published in this catalogue is subject to change without notification

ISSUE-03-09/18



DESIGNED AND DEVELOPED IN USA BY



No. 1, Sivagangai Main Road, Veerapanjan, Madurai 625 020, India

Phone: +91 452 3096100 • Fax: +91 452 2446200

E-mail: [esee@aurolab.com](mailto:esee@aurolab.com) • Web: [www.eseeautoref.com](http://www.eseeautoref.com)

 ARAVIND EYE CARE SYSTEM